

Brief summary of the academic staff evaluation by students

Winter Semester 23/24

BACHELOR – PRIZREN

The questionnaire for the evaluation of the staff by the students was sent to the students in the last week of the lectures and before the exams. The questionnaire was prepared in online format and the distribution of the questionnaire was done via email. Students could rate questions for academic staff from 1-5 (1 min, 5 max). Below is the distribution of participants at the bachelor level according to semesters. Considering that the study program in Prizren is accredited in 2021, the MBE study program in Prizren has students in all three years.

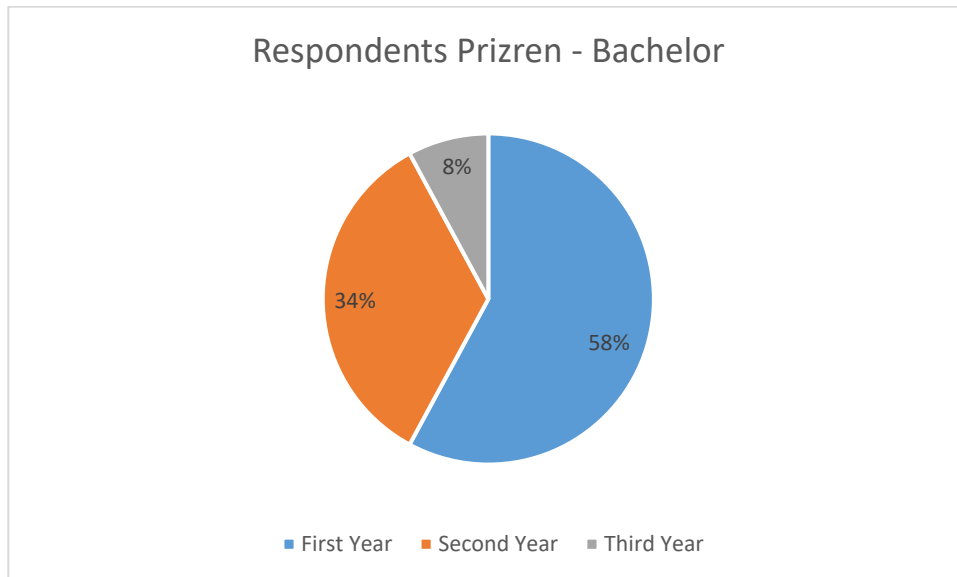


Figure 1 Percentage of responders based on semester

The highest number of students who participated in the survey are from the first semester 58%, followed by the third semester 34% and last by the fifth semester by 8%.

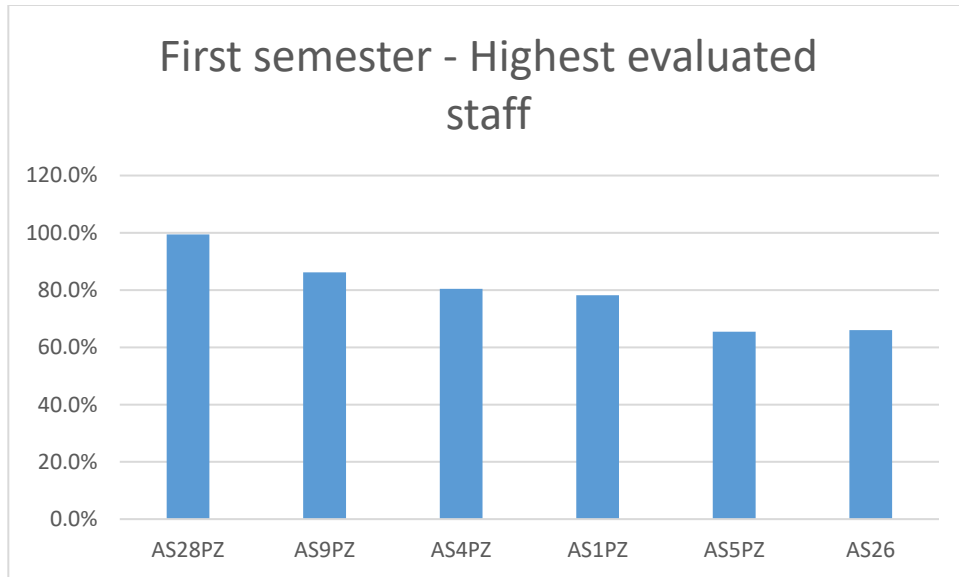


Figure 2 First semester – Highest evaluated staff

In the first semester, five of the academic staff with the highest evaluation are presented in Figure 2, where the staff AS28PZ is evaluated with 99.4% in relation to the satisfaction of the students for the academic staff, while the staff with the lowest evaluation is the academic staff AS5PZ with the evaluation 65.5% as presented in Table 1.

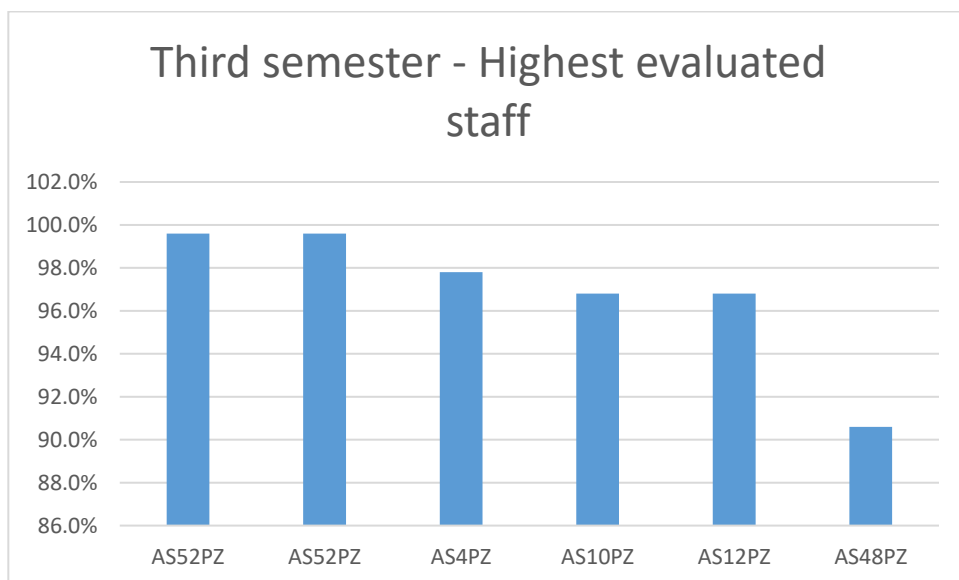


Figure 3 Third semester – Highest evaluated staff

In the third semester, six of the academic staff with the highest evaluation are presented in Figure 3, where the staff AS52PZ is evaluated with 99.6% in relation to the satisfaction of the students for the academic staff, while the staff with the lowest evaluation is the academic staff AS48PZ with the evaluation 90.6% as presented in Table 1.

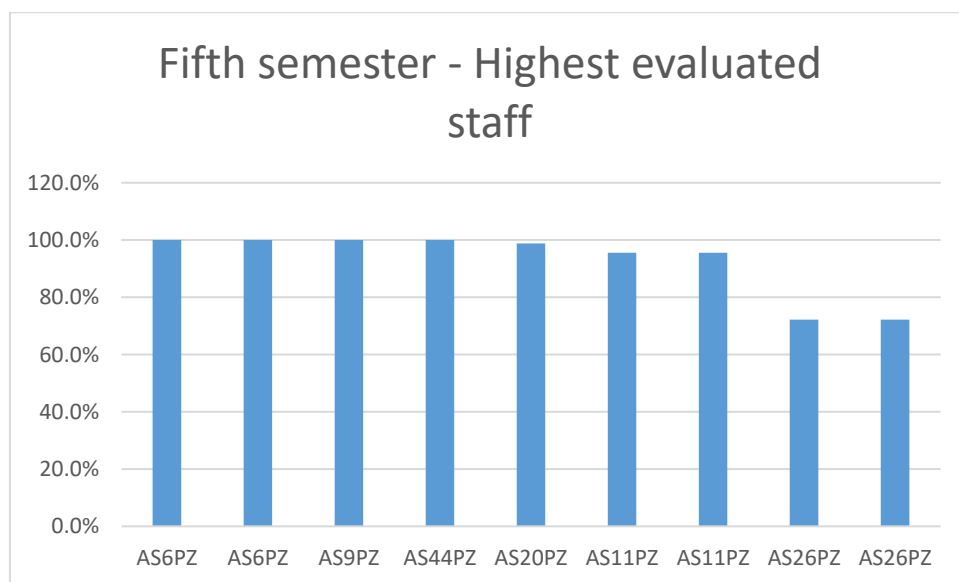


Figure 5 Fifth semester – Highest evaluated staff

In the fifth semester, the academic staff with the highest evaluations are presented in Figure 5, where the staff AS6PZ, AS9PZ and AS44PZ are evaluated with 100% in relation to the satisfaction of the students for the academic staff, while the staff with the lowest evaluation is the academic staff AS26PZ with the evaluation 72.2% as presented in Table 1.

Table 1 Results of students for academic staff evaluation for semesters 1, 3 and 5

Academic Staff	Subject	Group	Semester	Average Min 1- Max5
AS9	Hyrje në Kontabilitet Financiar	Prizren	1	4.31
AS4	Matematikë	Prizren	1	4.02
AS1	Produktivitet Personal me TI	Prizren	1	3.91
AS5	Hyrje në Makroekonomi	Prizren	1	3.27
AS26	Hyrje në Menaxhment	Prizren	1	3.30
AS52	Sjellje Organizative dhe Lidership	Prizren	3	4.98
AS52	Tregti Ndërkombëtare	Prizren	3	4.98
AS4	Metodat Statistikore për Biznes II	Prizren	3	4.89
AS10	E Drejta Biznesore	Prizren	3	4.84
AS12	Menaxhimi i Operacioneve	Prizren	3	4.84
AS48	Menaxhimi Financiar	Prizren	3	4.53

AS6	Politikat Fiskale	Prizren	5	5.00
AS6	Tatimet	Prizren	5	5.00
AS9	Kontabilitet i Avancuar	Prizren	5	5.00
AS44	Auditimi	Prizren	5	5.00
AS20	Ndërmarrësia dhe Menaxhimi i Inovacionit	Prizren	5	4.94
AS11	Marketing dhe Menaxhimi i Shitjeve	Prizren	5	4.78
AS11	Menaxhimi i Markës dhe Produktit	Prizren	5	4.78
AS26	Marketingu Digjital	Prizren	5	3.61
AS26	Sjellje Konsumatore	Prizren	5	3.61

